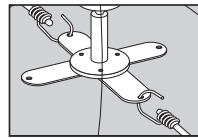
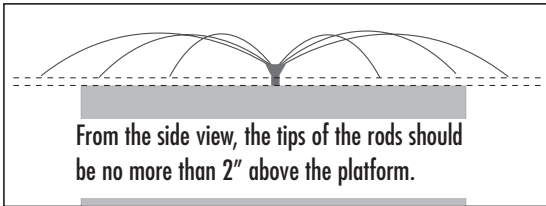
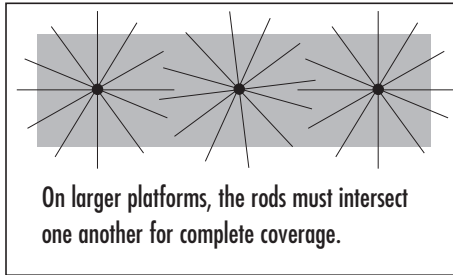
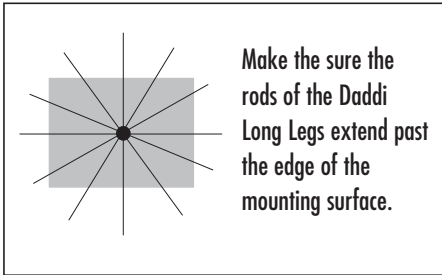


Daddi Long Legs®


Installation Instructions



Boat Base for temporary applications. Call to order.


Mounting with Bird Barrier Bond

- Glue to a clean, oil-free surface
- Apply a bead of Bond around the entire base. Make sure the Bond goes into the 9 holes for better adhesion.



Mounting with a Magnet (sold separately)

- Secure the magnet to the base with the provided screw



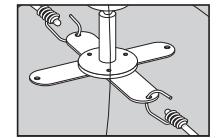
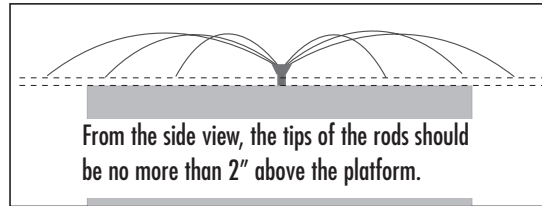
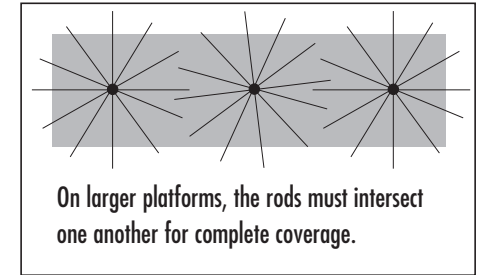
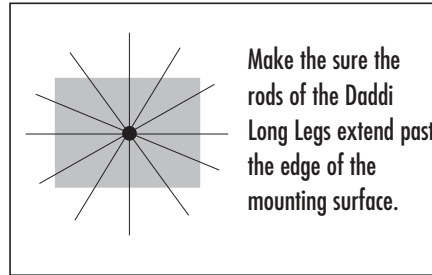
Mounting with Screws

- Use the correct screw for the substrate (wood, metal, etc.)
- Use the provided gasket to keep water from the screw holes
- Warning, the gasket alone will not hold the Daddi Long Legs in place



Daddi Long Legs®


Installation Instructions



Boat Base for temporary applications. Call to order.


Mounting with Bird Barrier Bond

- Glue to a clean, oil-free surface
- Apply a bead of Bond around the entire base. Make sure the Bond goes into the 9 holes for better adhesion.



Mounting with a Magnet (sold separately)

- Secure the magnet to the base with the provided screw



Mounting with Screws

- Use the correct screw for the substrate (wood, metal, etc.)
- Use the provided gasket to keep water from the screw holes
- Warning, the gasket alone will not hold the Daddi Long Legs in place

